



UNIVERSITY OF CAMBRIDGE INTERNATIONAL EXAMINATIONS  
General Certificate of Education  
Advanced Level

---

**ECONOMICS**

**9708/32**

Paper 3 Multiple Choice (Supplement)

**May/June 2013**

**1 hour**

Additional Materials: Multiple Choice Answer Sheet  
Soft clean eraser  
Soft pencil (type B or HB is recommended)




---

**READ THESE INSTRUCTIONS FIRST**

Write in soft pencil.

Do not use staples, paper clips, highlighters, glue or correction fluid.

Write your name, Centre number and candidate number on the Answer Sheet in the spaces provided unless this has been done for you.

**DO NOT WRITE IN ANY BARCODES.**

There are **thirty** questions on this paper. Answer **all** questions. For each question there are four possible answers **A, B, C** and **D**.

Choose the **one** you consider correct and record your choice in **soft pencil** on the separate Answer Sheet.

**Read the instructions on the Answer Sheet very carefully.**

Each correct answer will score one mark. A mark will not be deducted for a wrong answer.

Any rough working should be done in this booklet.

---

This document consists of **12** printed pages.



## 2

- 1 In which market situation will a firm take account of the reactions of its competitors before deciding to cut its price?
- A monopoly
- B monopolistic competition
- C oligopoly
- D perfect competition
- 2 The table shows the total utility that an individual derives from consuming different quantities of a good.

quantity of good (units)	total utility (units)
1	20
2	36
3	50
4	62
5	72
6	80

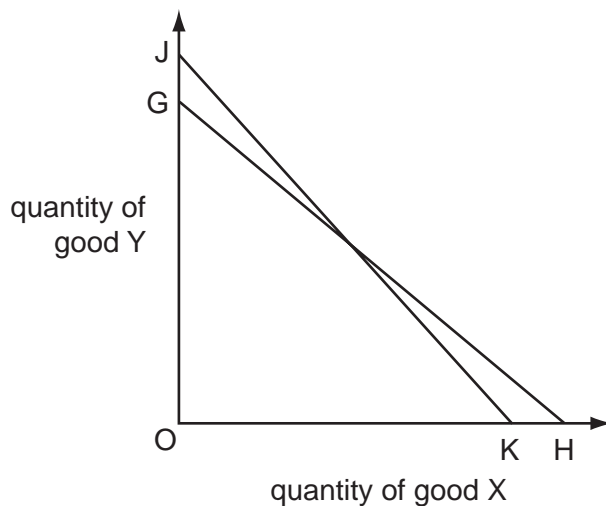
The individual's marginal utility of money is \$1 = 2 units of utility.

What is the maximum quantity of the good that the individual will buy when its price is \$6?

- A 2 units      B 3 units      C 4 units      D 5 units

3

- 3 In the diagram a consumer's budget line shifts from GH to JK.



Which statement must be correct?

- A The price of good Y has fallen relative to the price of good X.
  - B There has been a decrease in the price of good Y.
  - C There has been an increase in the price of good X.
  - D There has been an increase in the consumer's real income.
- 4 The table shows the current position of a firm in a perfectly competitive industry.

	factor X	factor Y
marginal physical product	3	12
factor price	\$5.00	\$10.00

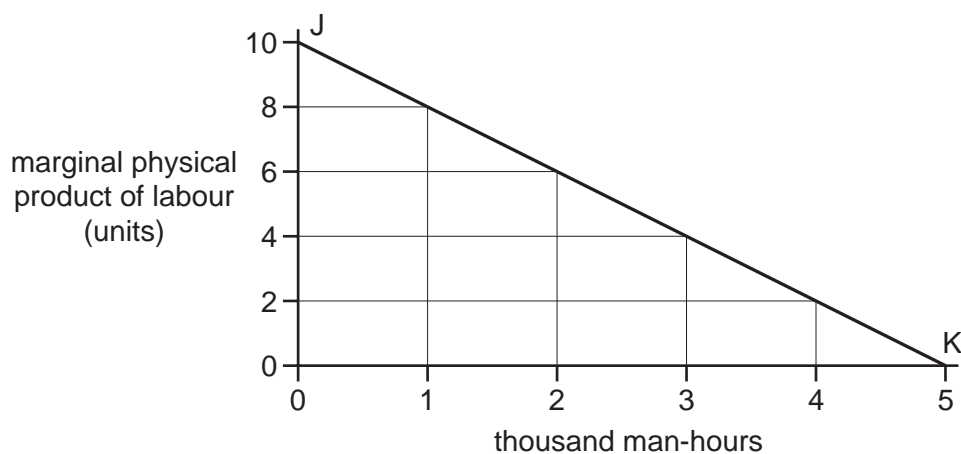
If the firm sells its product for \$1 and aims to maximise profits, what should it employ?

- A more of both X and Y
- B more of X and less of Y
- C more of Y and less of X
- D less of both X and Y

4

- 5 A firm operates under perfect competition in both product and factor markets with labour as the only variable factor input.

In the diagram, the line JK shows the relationship between the marginal physical product of labour and the man-hours hired.



When the hourly wage is \$3.20, the firm employs 4000 man-hours per day.

What is the price of the product?

- A** \$1.60      **B** \$2.00      **C** \$3.20      **D** \$6.40
- 6 A fashion model is paid \$100 000 a year.

The next best paid job she could get is as a teacher at \$60 000 a year.

What are her transfer earnings and her economic rent?

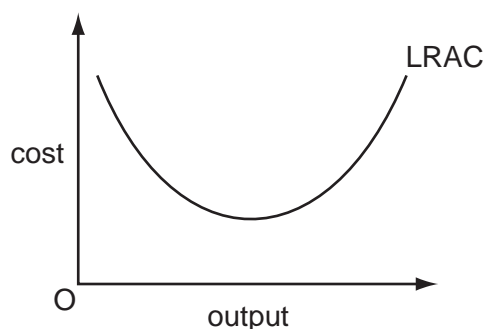
	transfer earnings \$	economic rent \$
<b>A</b>	60 000	zero
<b>B</b>	60 000	40 000
<b>C</b>	100 000	zero
<b>D</b>	100 000	40 000

- 7 An economist calculates that a firm has incurred the following costs over the course of the year.

	\$(000)
wages and salaries	150
opportunity cost of owner's time	40
materials	80
rent of buildings	30
marketing fees	20
interest on bank loans	25
interest forgone on finance provided by owner	15
depreciation of equipment	20

By how much would the economist's calculation of the total cost incurred by the firm exceed an accountant's calculation of the firm's total cost?

- A** \$15 000      **B** \$40 000      **C** \$55 000      **D** \$75 000
- 8 The diagram shows the long-run average cost curve of a firm which faces constant factor prices.



Which economic concepts in the table explain the shape of the LRAC curve?

	economies and diseconomies of scale	the law of diminishing returns	the law of variable proportions
<b>A</b>	✓	✓	x
<b>B</b>	✓	x	x
<b>C</b>	x	✓	✓
<b>D</b>	x	x	✓

9 Which feature of an economy would be most favourable for the survival of small firms?

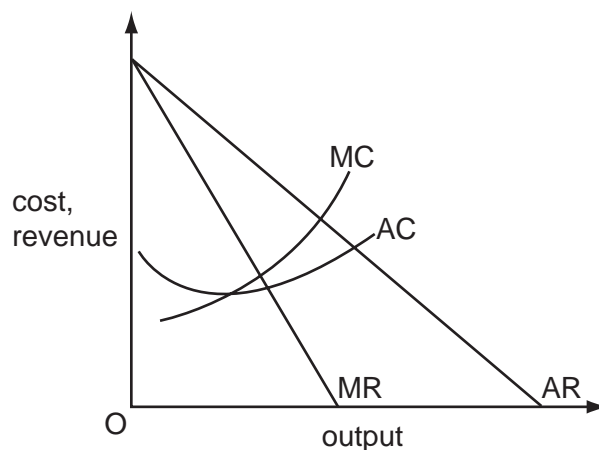
- A capital intensive production
- B economies of scale in production
- C the presence of a stock exchange
- D the widespread availability of bank lending

10 The demand for a firm's product is perfectly inelastic.

What will be the effect on the firm's revenue if it increases its price by 5%?

- A Its revenue will be unchanged.
- B Its revenue will increase by 5%.
- C Its revenue will decrease by 5%.
- D Its revenue will fall to zero.

11 The diagram shows a firm's cost and revenue curves.



The firm changes its objective from sales revenue maximisation to profit maximisation.

Which groups are most likely to be winners and losers as a result of this change?

	winners	losers
<b>A</b>	customers	managers
<b>B</b>	managers	workers
<b>C</b>	workers	shareholders
<b>D</b>	shareholders	customers

12 A firm operates in a perfectly competitive market.

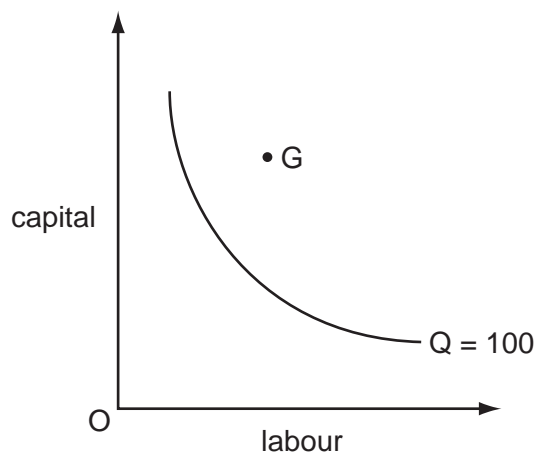
Which relationship between the firm's cost and revenue describes a position where allocative efficiency would be improved if the firm reduces its present level of output?

- A  $P = MR > MC$
- B  $P = MR < MC$
- C  $P > MR = MC$
- D  $P > MR > MC$

13 Which change would make it easier for a cartel to operate effectively?

- A an increase in competition from closely related industries
- B an increase in the number of firms in the industry
- C an increase in the range of products made by cartel members
- D an increase in the stability of the market for its products

14 The curve in the diagram shows the minimum combinations of capital and labour that are needed to produce 100 units of output.



A firm's management hires the combination of capital and labour indicated by point G in the diagram to produce 100 units of output.

Which term best describes this situation?

- A lack of specialisation
- B managerial diseconomy
- C market failure
- D X-inefficiency

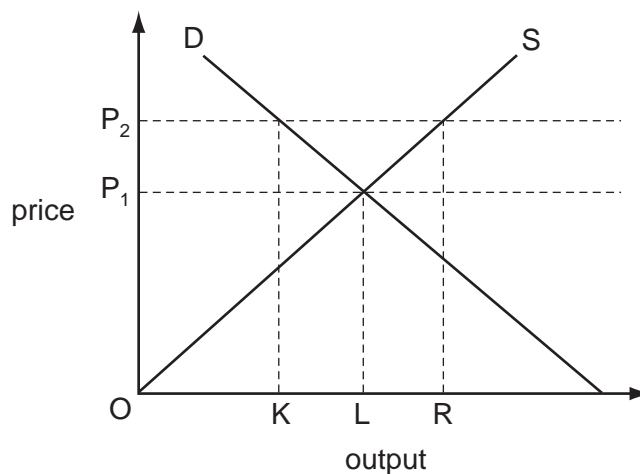
15 The table shows the marginal tax rates paid by a country's taxpayers at different levels of income.

income	tax rate
first \$4000	zero
\$4001 - \$20 000	20 %
above \$20 000	40 %

What correctly describes this tax?

- A It is regressive over the entire range of income.
- B It is proportional over the income range \$4001 - \$20 000.
- C It is proportional over the range of income above \$20 000.
- D It is progressive over the range of income above \$4000.

16 The diagram shows the market supply and demand curves for corn.



What should a government do if it is to maintain a minimum price of  $OP_2$ ?

- A buy quantity KR
- B buy quantity LR
- C sell quantity KL
- D sell quantity OL



- 17 National income statistics show that real GDP per head is 25% higher in country X than in country Y.

Why might this difference exaggerate the gap in average living standards between the two countries?

- A Country X has a larger population than country Y.
- B Country X has a higher rate of inflation than country Y.
- C The proportion of services people provide for themselves is higher in country Y.
- D The proportion of the country's industry which is owned by foreign firms is higher in country Y.

- 18 A country's central bank engages in a policy of quantitative easing (open market purchase of securities).

How is this policy meant to affect the quantity of narrow money and the quantity of broad money?

	effect on narrow money	effect on broad money
<b>A</b>	increase	increase
<b>B</b>	increase	decrease
<b>C</b>	decrease	increase
<b>D</b>	decrease	decrease

- 19 According to monetarist theory, what will be the short-run effect on the level of output and on the price level of an unanticipated increase in the money supply?

	effect on output	effect on the price level
<b>A</b>	increase	increase
<b>B</b>	increase	no change
<b>C</b>	no change	increase
<b>D</b>	no change	no change

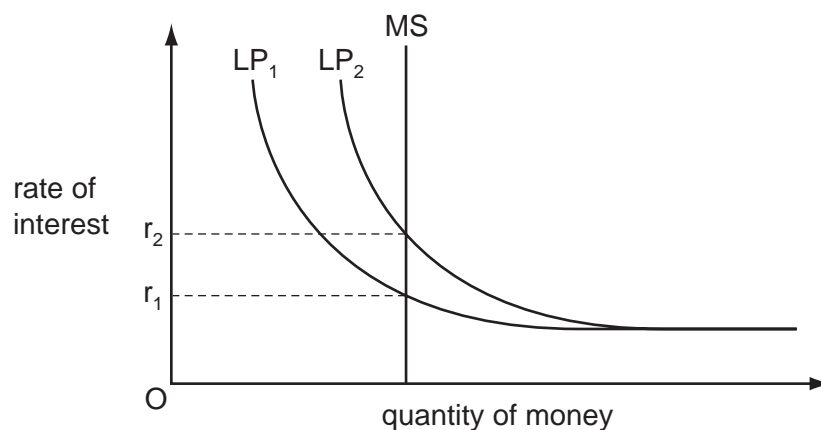
20 Which correctly identifies injections into a country's circular flow of income?

	private sector $I > S$	government sector $G > T$	trade sector $M > X$
<b>A</b>	no	yes	yes
<b>B</b>	yes	no	no
<b>C</b>	yes	yes	no
<b>D</b>	no	no	yes

21 Other things remaining unchanged, what is likely to be a consequence of an increase in net cash withdrawals from the commercial banks?

- A** an inflationary spiral
- B** an increase in the cash reserves of the commercial banks
- C** an increase in the liquidity of the commercial banks
- D** a restriction in the ability of the commercial banks to lend

22 The diagram shows the determination of the rate of interest in an economy where MS represents the money supply and LP represents liquidity preference.



The rate of interest rises as a result of a shift in the liquidity preference curve from  $LP_1$  to  $LP_2$ .

Which policy might be used to try to maintain the rate at  $r_1$ ?

- A** increased government expenditure
- B** increases in indirect taxes
- C** reductions in income tax rates
- D** the purchase of bonds in the open market

- 23 The table gives the percentage of employment in the primary, secondary and tertiary sectors in four countries.

Which country is most likely to be a developing country?

	primary sector %	secondary sector %	tertiary sector %
<b>A</b>	15	40	45
<b>B</b>	30	40	30
<b>C</b>	35	45	20
<b>D</b>	45	35	20

- 24 Which policy is specifically designed to reduce the level of structural unemployment?

- A** an increase in the level of state benefits paid to the unemployed
- B** a reduction in interest rates
- C** a reduction in the level of direct taxation
- D** the provision of retraining schemes

- 25 What would be most likely to stimulate long-run growth in an economy?

- A** employment protection legislation
- B** government policy to raise aggregate demand
- C** technical innovations by firms
- D** the development of trade unions

- 26 The European Union imposes a quota on the volume of garments imported from Brazil.

What is likely to be a consequence?

- A** a decrease in the price paid by EU consumers for Brazilian garments
- B** a reduction in the inflation rate in the EU
- C** a switch to producing lower-value garments by Brazilian textile firms
- D** the closure of Brazilian-owned textile factories

- 27 Other things being equal, what is likely to result from an increase in interest rates in a country?

- A** a capital outflow from the country
- B** a depreciation of the country's currency
- C** a decrease in consumption
- D** an increase in investment

- 28 What is the main objective of supply side policies?
- A to bring a country's potential output up to the level of its actual output
  - B to ensure a budget surplus
  - C to ensure that the composition of output matches the pattern of demand
  - D to increase potential output by increasing efficiency
- 29 What will increase the multiplier effect of an increase in government spending on national income?
- A an increase in direct taxation
  - B an increase in interest rates
  - C an increase in the marginal propensity to consume
  - D an increase in the marginal propensity to import
- 30 Without any change in government policy, what will be the effect of an economic recession on tax revenue and on government expenditure?

	tax revenue	government expenditure
<b>A</b>	decrease	decrease
<b>B</b>	decrease	increase
<b>C</b>	increase	increase
<b>D</b>	increase	decrease

Permission to reproduce items where third-party owned material protected by copyright is included has been sought and cleared where possible. Every reasonable effort has been made by the publisher (UCLES) to trace copyright holders, but if any items requiring clearance have unwittingly been included, the publisher will be pleased to make amends at the earliest possible opportunity.

University of Cambridge International Examinations is part of the Cambridge Assessment Group. Cambridge Assessment is the brand name of University of Cambridge Local Examinations Syndicate (UCLES), which is itself a department of the University of Cambridge.